



EpilogLaser



Made in **USA**



CSIONLINE.CO.UK


EPILOGLASER.CO.UK

OVER 30 YEARS OF EXPERIENCE

In 1988, Epilog Laser's revolutionary systems opened the world's eyes, not only to what could be accomplished with a laser, but also to how accessible a laser is to businesses, both large and small.

We are innovators. We are engineers. We are problem solvers. We are committed to designing and manufacturing the highest-quality, fastest laser systems in the industry, right here from our global headquarters in Golden, CO, in the foothills of the Rocky Mountains.

Our worldwide presence continues to grow with corporate offices located in the Netherlands and Canada. We now have even more locations to provide you with the highest level of support and convenience. Contact us to schedule a hands-on demonstration from your local distributor and see how an Epilog Laser can benefit your business with the industry's highest engraving speeds, the most-detailed etching, and fast, accurate cutting. Find out how an Epilog Laser can transform your business.





CHOOSE YOUR LASER

CO₂: Versatility

Engrave and cut a wide variety of materials with our CO₂ laser line. A CO₂ laser system can engrave on all kinds of materials, including wood, acrylic, rubber, plastic, and more.

	Engrave	Cut
Wood	•	•
Acrylic	•	•
Glass	•	
Coated metals	•	
Ceramics	•	
Delrin	•	•
Cloth	•	•
Leather	•	•
Marble	•	
Matboard	•	•
Melamine	•	•
Paper	•	•
Mylar	•	•
Cardboard	•	•
Rubber	•	•
Wood veneer	•	•
Fiberglass	•	•
Painted metals	•	
Tile	•	
Plastic	•	•
Cork	•	•
MDF	•	•
Anodized aluminum	•	
Twill	•	•
Stainless steel	‡	
Brass	‡	
Titanium	‡	
Bare metal	‡	

Fiber: Metal Etching

Featuring an air-cooled ytterbium fiber laser source, these are the ideal systems for direct metal etching and marking, as well as marking engineered plastics.

Compatible Materials:

- ABS (black/white)
- Aluminum 6061
- Aluminum, yellow chromate
- Anodized aluminum
- Bayers bayblend FR110
- Brass
- Brushed aluminum
- Carbon fiber
- Carbon nanotube
- Ceramics
- Ceramics, metal-plated
- Cobalt chrome steel
- Copper
- DAP- Diallyl Phthalate
- Delrin, colored (black/brown)
- GE Plastics polycarbonate resin
- Hard coat anodized aluminum
- Inconel metals (various)
- Iron-phosphate coating
- Machine tool steel
- Magnesium
- Makrolon
- Makrolon 2807
- Molybdenum
- Nickel-plated 1215 mild steel
- Nickel-plated brass
- Nickel-plated gold
- Nickel-plated Kovar
- Nickel-plated steel
- Nylon
- PEEK, white & glass filled
- Polybutylene Terephthalate
- Polycarbonate, (black/white)
- Polycarbonate resin 121-R
- Polysulfone
- Rynite PET
- Santoprene
- Silicon carbide
- Silicon steel
- Silicon wafers
- Stainless steel 303
- Stainless steel 17-4 PH
- Steel 4043
- Steel, machine tool
- Teflon, glass filled
- Various inconel metals
- Zinc-plated mild steel
- And many more!


ENGRAVE - CUT - MARK

- Electronics Engraving
- Wood Engraving & Cutting
- Marble & Stone Etching
- Acrylic & Wood Signage
- Nameplates & Desk Sets
- Wedding Memorabilia
- Corporate Giveaways
- Glass Etching
- Sporting Goods
- Holiday Ornaments
- Corporate & Sporting Awards
- Architectural Models
- One-of-a-Kind Gifts
- Greeting Cards
- Guitar Inlays
- Custom Jewelry
- Acrylic Plaques
- Photo Frames
- 3D Models
- Inlaid Signage
- Photo Engraving
- Barcode Engraving
- Engraved Denim Jeans
- Logo Engraving on Parts
- Etched Business Cards
- Tool Identification
- Medical Part Marking
- Laptop Customization
- Paper Invitations
- Marble Flooring
- Cloth Etching
- Memorials
- Home Decor
- Cabinetry
- Product Marking
- Industrial Etching
- Phone Customization
- Custom Pet Tags
- Appliqués
- Toys & Games
- Photo Albums
- Wine Bottle Etching
- Engraved Mirrors
- Photo Etching
- And much more!

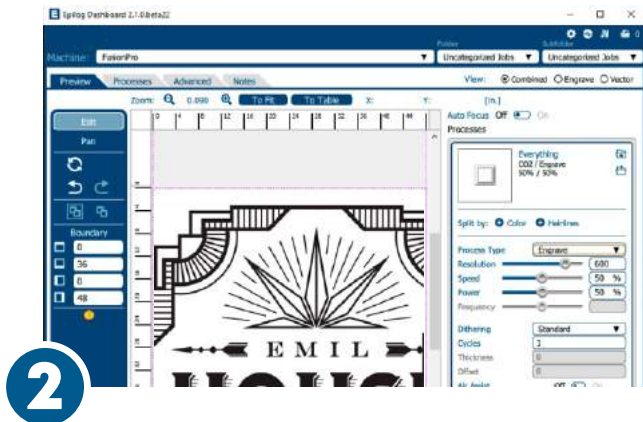
‡ CO₂ lasers will mark bare metals when coated with a metal marking solution. For more info, call +1 303-277-1188.

EASY PROJECT SETUP

From Design to Finished Product



1 Design your graphic in your favorite graphic design software



2 Print the design to the Epilog Laser Dashboard™



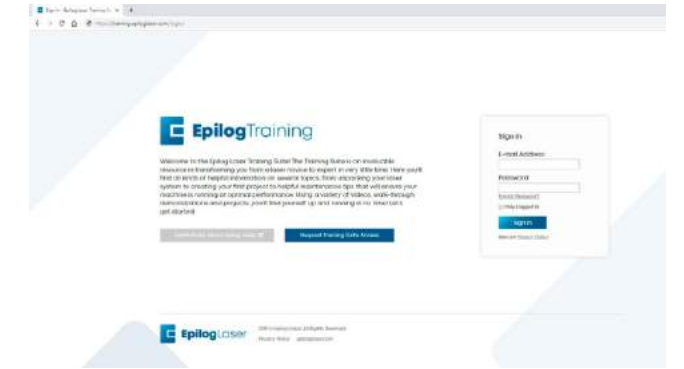
3 Choose your settings and start engraving or cutting your design.

Material Settings Library

Epilog's Material Settings Library is your first stop for finding the perfect settings for most materials. This parameter library has been built by testing multiple materials to find the best settings for you to use with your laser system. If you discover your own preferred settings, or have a special material that you use with your laser, save your custom settings so you always have access to your favorite laser parameters at the touch of a button.

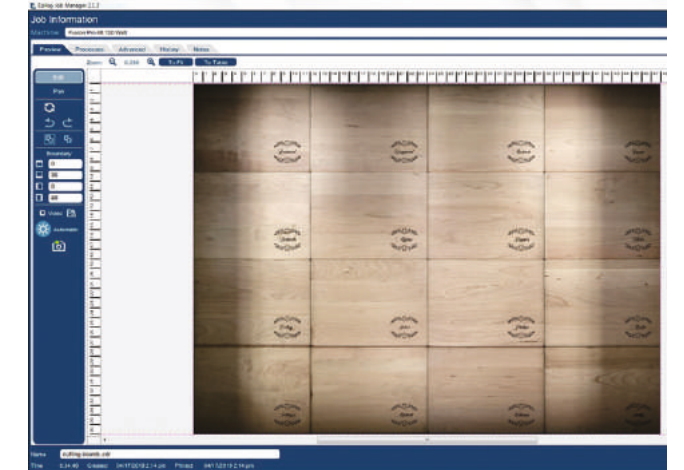
Online Training

Register your machine at our free online training site, training.epiloglaser.com and start learning the latest tips and tricks on project setup and more. Featuring walkthrough demonstrations of how to setup projects, articles on maintenance best practices for your machine, and a thorough library of support videos, the Epilog Laser Training Suite is your online manual for learning how to make the most of your laser system.



IRIS™ Camera Positioning & Job Trace

Positioning your image for engraving has never been easier. The Fusion Pro's IRIS™ multi-camera system shows your laser's table on screen in the Laser Dashboard, allowing to precisely position your image on screen, then print to the laser. To ensure your engraving is precisely positioned, run the instant Job Trace to see exactly where your image will be engraved on your product. (Job Trace coming soon.)



Fastest Engraving Speeds: Up to 165 IPS

Higher speed engraving means more throughput for your business. Epilog prides itself on creating machines with incredibly fast engraving times and the quickest turnaround speeds while still providing the highest quality resolutions. The Fusion Pro's new motion control system allows the laser to reach a top speed of 165 IPS with 5g acceleration for the industry's fastest engraving. Extremely robust motors and an industrially-designed motion control system allow us to reach the highest engraving speeds while still providing the highest-resolution you expect from an Epilog Laser.

Epilog Job Manager™

Epilog's powerful software suite allows you to position your artwork on screen, duplicate your image across the screen, and access our materials database quickly and easily. Save your files from the Job Manager you can access any job you have ever sent to the laser. Organize your jobs, rerun projects, and more.



ZING LASERS



ZING 16

Small-size, entry-level laser system that is perfect for starting a business or to operate out of your home, office, or school.

- 30 or 40 watt CO₂ laser
- 16" x 12" x 4.5" (406 x 305 x 114 mm) work area
- Affordable pricing for the entry-level user



ZING 24

Larger work area and more features make this laser an affordable choice for those needing more features than an entry-level machine.


- 30, 40, 50, or 60 watt CO₂ laser
- 24" x 12" x 7.75" (610 x 305 x 197 mm) work area
- Compatible with the Rotary Attachment
- Radiance™ Beam-Enhancing Optics for a smaller laser spot size across the table

System Features

	Zing 16	Zing 24
Made-in-the-USA Quality: Designed, engineered & built in Golden, CO	•	•
Epilog Job Manager: Management & workflow software - easily organize, edit, save & print	•	•
Laser Dashboard™: Our print driver to choose from many engraving features	•	•
CO ₂ Waveguide Laser Tubes: Long-lasting, metal/ceramic tubes for highest engraving quality	•	•
Lenses Rated to 500 Watts: Highest-quality lenses provide long life & higher resolutions	•	•
High-Speed Stepper Motors: Faster stepper motors that provide high-resolution engraving	•	•
3D & Stamp Engraving Settings: Etch & cut stamps or create 3D curves while engraving	•	•
Super-Silent™ Cooling Fans: Quiet operation suitable for office environments	•	•
Air Assist: Remove heat & combustible gases from the cutting surface	•	•
Raster/Vector Color Mapping: Change your speed & power by using color settings	•	•
Networking Choices: USB & Ethernet connections, or connect wirelessly with a router	•	•
Moveable Home Position: Engrave odd-shaped items easily by setting a new home position	•	•
Red Dot Pointer: Provides a visible laser beam to help position projects	•	•
Easy-Access Drop-Down Door: Front access door for the laser system		•
Radiance™ Beam-Enhancing Optics: Higher-resolution optics for detailed engraving		•
Rotary Attachment Compatibility: Engrave cylindrical objects with the optional rotary		•



MINI & HELIX LASERS



MINI 18 & 24

Looking for a system with faster engraving times than the Zing Series, but that still offers a small work area? The Epilog Mini 18 and 24 Lasers are an ideal way to move into our faster servo motor machines.

- 30 or 40 watt CO₂ laser - Mini 18
- 30, 40, 50, or 60 watt CO₂ laser - Mini 24
- 18" x 12" x 4" (457 x 305 x 102 mm) work area - Mini 18
- 24" x 12" x 5.5" (610 x 305 x 140 mm) work area - Mini 24
- High-speed servo motors and linear encoder driven
- Automatic focusing

HELIX

For engravers and cutters looking to work with larger pieces or products, the Epilog Helix is an ideal choice.

- 30, 40, 50, 60, or 80 watt CO₂ laser
- 24" x 18" x 8.5" (610 x 457 x 216 mm) work area
- Radiance™ Beam-Enhancing Optics for a smaller laser spot size across the table
- Easy-Access, Drop-Down Door
- Engrave items up to 11" (279 mm) tall
- Wheeled Storage Stand

System Features

	Mini 18	Mini 24	Helix
Made-in-the-USA Quality: Designed, engineered & built in Golden, CO	•	•	•
Epilog Job Manager: Management & workflow software - easily organize, edit, save & print	•	•	•
Laser Dashboard™: Our print driver to choose from many engraving features	•	•	•
CO ₂ Waveguide Laser Tubes: Long-lasting, metal/ceramic tubes for highest engraving quality	•	•	•
Auto Focus: Automatically focus the table to the correct focal distance	•	•	•
Integrated Cutting Table: Lifts the piece being cut to reduce back-side burning	•	•	•
Moveable Home Position: Engrave odd-shaped items easily by setting a new home position	•	•	•
Red Dot Pointer: Provides a visible laser beam to help position projects	•	•	•
Rotary Attachment Compatibility: Engrave cylindrical objects with the optional rotary	•	•	•
Raster/Vector Color Mapping: Change your speed & power by using color settings	•	•	•
Networking Choices: USB & Ethernet connections, or connect wirelessly with a router	•	•	•
Permanent Job Storage: Store as many as 10 jobs up to 2MB in size	•	•	•
Job Delete at the Laser: Delete old jobs to keep laser job queue organized	•	•	•
Radiance™ Beam-Enhancing Optics: Higher-resolution optics for detailed engraving		•	•
Lenses Rated to 500 Watts: Highest-quality lenses provide long life & higher resolutions	•	•	•
Linear Encoders: Highest-quality engraving from the most precise motion control system	•	•	•
High-Speed Servo Motors: Faster servo motors that provide high-resolution engraving	•	•	•
3D & Stamp Engraving Settings: Etch & cut stamps or create 3D curves while engraving	•	•	•
Super-Silent™ Cooling Fans: Quiet operation suitable for office environments	•	•	•
Air Assist: Remove heat & combustible gases from the cutting surface for cleaner cuts	•	•	•
Metal Bearings: Stainless steel bearings designed to last the life of the machine	•	•	•
Kevlar Belts: Our precision drive belts are made from B-style Kevlar for superior longevity	•	•	•
Crumb Tray: Easily dispose of debris from under your Cutting Table	•	•	•
Easy-Access Storage Stand: Wheeled, free-standing cart for easier access			•



FIBERMARK LASER



FIBERMARK 24

Our small-format fiber laser system, the FiberMark 24, allows you to etch directly into metal and mark many plastics. The FiberMark 24 is our original fiber laser system and is the first flying-optic fiber laser system ever developed.

- 30 or 50 watt fiber laser
- 24" x 12" x 5.5" (610 x 305 x 140 mm) work area
- Easy-Access Drop-Down Door
- Ability to create etched, annealed, & polished marks
- 75-1200 dpi

Small Format Metal Marker

Epilog's FiberMark 24 is your solution for etching and marking all types of bare metals and plastics. Print to the laser directly from any graphic software program for easy job setup, and etch an entire table full of parts at one time.

- Directly engrave on most metals
- Mark engineered plastics
- Etch barcodes, serial numbers, and images
- Print directly from AutoCAD, CorelDRAW, Bartender, and more.



System Features

	FiberMark
Made-in-the-USA Quality: Designed, engineered & built in Golden, CO	•
Epilog Job Manager: Management & workflow software - easily organize, edit, save & print	•
Laser Dashboard™: Our print driver to choose from many engraving features	•
Fiber Laser Source: Etches directly into bare metal & marks plastics	•
Moveable Home Position: Engrave odd-shaped items easily by setting a new home position	•
Red Dot Pointer: Provides a visible laser beam to help position projects	•
Rotary Attachment Compatibility: Engrave cylindrical objects with the optional rotary	•
Raster/Vector Color Mapping: Change your speed & power by using color settings	•
Networking Choices: USB & Ethernet connections, or connect wirelessly with a router	•
Permanent Job Storage: Store as many as 10 jobs up to 2MB in size	•
Job Delete at the Laser: Delete old jobs to keep laser job queue organized	•
Linear Encoders: Highest-quality engraving from the most precise motion control system	•
High-Speed Servo Motors: Faster servo motors that provide high-resolution engraving	•
3D & Stamp Engraving Settings: Etch & cut stamps or create 3D curves while engraving	•
Super-Silent™ Cooling Fans: Quiet operation suitable for office environments	•
Air Assist: Remove heat & combustible gases from the cutting surface for cleaner cuts	•
Metal Bearings: Stainless steel bearings designed to last the life of the machine	•
Kevlar Belts: Our precision drive belts are made from B-style Kevlar for superior longevity	•
Easy-Access Storage Stand: Wheeled, free-standing cart for easier access	•



FUSION PRO LASERS



FUSION PRO 32

- Available in CO₂, fiber, or dual-source configurations
- 50, 60, 80, or 120 watt CO₂ laser
- 30 or 50 watt fiber laser
- 32" x 20" (812 x 508 mm) work area
- IRIS™ 2-camera system

FUSION PRO 48

- Available in CO₂, fiber, or dual-source configurations
- 50, 60, 80, or 120 watt CO₂ laser
- 30 or 50 watt fiber laser
- 48" x 36" (1219 x 914 mm) work area
- IRIS™ 3-camera system

Industry's Highest-Speed Engraving

Introducing the fastest laser engraving systems on the market. Performance and image quality are at the heart of the Fusion Pro line of laser systems. With a maximum speed of 165 inches/second, and featuring 5g acceleration, the Fusion Pro lasers are the fastest, most productive laser systems available. Whether you're engraving wood, plastic, coated metals, or glass, the Fusion Pro allows you to produce more product in less time than any competitive system.

IRIS™ Camera Positioning

Positioning your artwork is easier than ever with the new IRIS™ Camera Positioning feature of the Fusion Pro. Overhead cameras provide a view of your material as it is positioned on the table, allowing you to accurately place your artwork and know exactly where your laser will engrave. Drag and drop your artwork on screen to precisely position your artwork on even the most irregularly shaped objects.

System Features

	Pro 32	Pro 48
Made-in the USA Quality: Designed, engineered, & built in Golden, CO	•	•
High Speed Engraving up to 165 IPS: Highest speed engraver	•	•
5G System Acceleration: Fast acceleration to top speed	•	•
IRIS™ Camera Positioning: Overhead cameras & camera at the assembly for artwork positioning	•	•
SAFEGUARD™ features: Keep the mechanics cleaner and dust free	•	•
Touch-screen Control: File selection, auto-focus, and more	•	•
Air Assist & Compressor: Remove heat and combustible gases from the cutting surface	•	•
Vacuum Hold-Down Table: Exhaust under the table	•	•
Networking Choices: Built-in Ethernet, USB, and Wireless connections coming soon	•	•
Permanent Job Storage (1 GB): Keep your most-run jobs at the machine	•	•
Auto Focus: Focus your material automatically at the machine	•	•
Software Suite: Dashboard and Job Manager Software Package	•	•
50, 60, 80, or 120 watt CO ₂ , air-cooled, metal/ceramic Waveguide laser tube, 10.6 micrometers	•	•
or 30 or 50 watt Fiber Laser Source, 1064 nm coming soon	•	•
or Dual Source configuration coming soon	•	•
Radiance™ Beam Enhancing Optics: Higher resolution optics for detailed engraving	•	•
Laminar Air Flow: Streamlined air flow for the most efficient smoke and vapor removal	•	•
High-Speed, Brushless DC Servo Motors: Withstands the most rigorous engraving jobs at high speeds	•	•
Red Dot Pointer: Provides a visible laser beam to help position your projects.	•	•
Job Trace: Quickly see where the job will engrave on your material coming soon	•	•
Easy Access, Drop-Down Door: Front access door for the laser system	•	•
Super-Silent™ Cooling Fans: Quiet operation suitable for office environments	•	•
3-Jaw Chuck Rotary Compatibility coming soon	•	•
Rim-style Rotary Compatibility	•	•



ACCESSORIES

Air Compressor

Epilog's optional Air Compressor is available to work with the included Air Assist feature of the laser systems. Direct a constant stream of air to your cutting surface to remove heat and combustible gases from the work area. This high-quality air compressor unit feeds 30 psi (2.07 bar) of air through the Air Assist structure, giving you the best cutting results available. The rubber, vibration-dampening feet reduce the noise level of the compressor.



Cutting Tables

Incorporate the gridded cutting table when cutting through materials. By raising the materials off the table when cutting you'll be able to reduce any back-side burning on the material.




For cutting through materials on the Fusion Pro, choose between a traditional cutting grid table or a slat table.



Rotary Attachments

Add the ability to engrave cylindrical items to your laser, including glasses, bottles and more. Epilog offers two types of Rotary Attachments. The Standard Rotary is great for general-purpose cylindrical shapes, including glasses, mugs and wine bottles. We offer the 3-Jaw Chuck Rotary Attachment for more demanding applications when you need to mechanically clamp a cylinder or oddly shaped, non-cylindrical item.



Lens Options

1.5" Lens: Highest-Resolution Engraving:

Although the standard 2.0 inch lens provides amazing detail, our 1.5 inch lens assembly has been designed for the highest-resolution engraving and etching of extremely small fonts.



4.0" Lens: Cutting Thicker Materials and Inside Deep Areas:

The 4.0 inch lens produces a focused beam over a longer vertical distance, which makes it ideal when engraving within a recessed area of a product, such as inside a bowl or plate. The lens is also useful for cutting through very thick materials with a more elongated beam.

Epilog Mini Stand

Add the Epilog Mini stand to your desktop Mini 18 or 24 to turn your desktop laser into a free-standing unit. This optional stand features high-quality wheels to move the laser system throughout your work area with ease, and the shelf makes a great place to store your most used materials.



Pin Table

The Pin Table incorporates moveable pins designed to raise and support the areas of a piece of material that won't be cut. This helps ensure you receive the cleanest laser cut edges from your laser machine. Use the Pin Table with the Fusion Pro's IRIS™ camera system for a visual representation of each pin's precise location for the highest quality edge cuts on a laser system.



TECH SPECS



Zing 16



Zing 24



Mini 18



Mini 24

Work Area	16"x12" (406x305 mm)	24"x12" (610x305mm)	18"x12" (457x305mm)	24"x12" (610x305mm)
Max Material Thickness	4.5" (114mm)	7.75" (197mm)	4" (102mm). Remove table for 6" (152mm) depth & 17.5"x10" (444x254mm) work area	5.5" (140mm). Remove table for 8" (203mm) depth & 23.5"x 11.75" (597x298mm) work area
Laser Tube Wattages	30 & 40 watt, CO ₂ , air-cooled, metal Waveguide tube, 10.6 micrometers	30, 40, 50 & 60 watt, CO ₂ , air-cooled, metal Waveguide tube, 10.6 micrometers	30 & 40 watt, CO ₂ , air-cooled, metal Waveguide tube, 10.6 micrometers	30, 40, 50, & 60 watt, CO ₂ , air-cooled, metal Waveguide tube, 10.6 micrometers
Software	Laser Dashboard™, Epilog Job Manager™			
Memory	Multiple files up to 64MB. Engrave any file size			
Modes	Optimized Raster, Vector & Combined mode			
Motion Control	High-speed micro stepper motors		High-speed, continuous-loop, DC servo motors using linear and rotary encoding technology for precise positioning	
X-Axis Bearings	Shielded roller bearing assembly on a ceramic-coated aluminum guide rail		Ground & polished stainless steel long-lasting bearing system	
Belts	Advanced B-style Kevlar belts		Advanced B-style double-wide Kevlar precision drive belts	
Resolution	User-controlled 100-1000dpi		User-controlled 75-1200dpi	
Speed & Power	Computer-controlled speed & power in 1% increments up to 100%. Color mapping feature links Speed, Power, Frequency, & Raster/Vector mode settings to any RGB color		Computer-controlled speed & power in 1% increments up to 100%. Color mapping feature links Speed, Power, Frequency, Raster/Vector mode, & Air Assist On/Off settings to any RGB color	
Print Interface	10Base-T Ethernet or USB connection. Windows XP/Vista/7/8/10 compatible			
Size (W x D x H)	28.75"x22.125"x11.75" (730x562x298mm)	38"x27.25"x15" (965x692x381mm)	27.8"x26"x13.5" (706x660x343mm)	34.5"x26"x16" (876x660x406mm)
Weight	95lbs (43kg)	140lbs (64kg)	70lbs (32kg)-100lbs (45.5kg) with stand	90lbs (41kg)-120lbs (55kg) with stand
Electrical	Auto-switching power supply 110-240volts, 50 or 60Hz, single phase			
Ventilation System	350-400CFM (595-680m ³ /hr) external exhaust to outside or internal filtration unit required. One output port, 4" (102mm) in diameter			
Class	Class 2 Laser Product - 1 mW CW MAXIMUM 600-700nm			



Helix



FiberMark 24



Fusion Pro 32 (CO₂)



Fusion Pro 32 (Fiber)



Fusion Pro 48 (CO₂)



Fusion Pro 48 (Fiber)

24"x18" (610x457mm)	24"x12" (610x305mm)	32"x20" (812x508mm)		48"x36" (1219x914mm)	
8.5" (216mm). Remove table for 11" (279mm) depth & 23.5" x 17" (597x432mm) work area	5.0" (127mm)	12.25" (311mm)			
30, 40, 50, 60, & 80 watt, CO ₂ , air-cooled, metal Waveguide tube, 10.6 micrometers	30 or 50 watt, Fiber, air-cooled, includes collimator. 1064 nm. Beam quality: M2 < 1.1	50, 60, 80, or 120 watt, CO ₂ , air-cooled, metal Waveguide tube, 10.6 micrometers	30 or 50 watt, Fiber, air-cooled, includes collimator. 1064nm. Beam quality: M2 < 1.1	50, 60, 80, or 120 watt, CO ₂ , air-cooled, metal Waveguide tube, 10.6 micrometers	30 or 50 watt, Fiber, air-cooled, includes collimator. 1064nm. Beam quality: M2 < 1.1
Laser Dashboard™, Epilog Job Manager™					
Multiple files up to 64MB. Engrave any file size			Multiple Files up to 1GB. Engrave any file size.		
Optimized Raster, Vector & Combined mode					
High-speed, continuous-loop, DC servo motors using linear and rotary encoding technology for precise positioning			High-speed, continuous-loop, brushless DC servo motors using rotary encoding tech for precise positioning		
Ground & polished stainless steel long-lasting bearing system			Ground & polished stainless steel, Teflon-coated, self-lubricating bearings. Dual blocks on X-axis for greater rigidity		
Advanced B-style double-wide Kevlar precision drive belts					
User-controlled 75-1200dpi					
Computer-controlled speed & power in 1% increments up to 100%. Color mapping feature links Speed, Power, Frequency, Raster/Vector mode, & Air Assist On/Off settings to any RGB color			165 IPS with 5G acceleration. Computer-controlled in .001 increments up to 100%. Color mapping feature links Speed, Power, Frequency, Raster/Vector mode, & Air Assist On/Off settings to any RGB color		
10Base-T Ethernet or USB connection. Windows XP/Vista/7/8/10 compatible			10Base-T Ethernet, USB, or Wireless connection.		
36.5"x32"x39.8" (927x813x1011mm)	34.5"x24"x16" (876x622x406mm)	54.6"x34.2"x42" (1387x869x1067mm)		70.6"x51.3"x42.75" (1794x1304x1086mm) Pedestal removed: 34"h (863mm)	
180lbs max (82kg)	120lbs max (55kg) without stand	400lbs (182kg)		500lbs (227kg)	
Auto-switching power supply 110-240volts, 50 or 60Hz, single phase					
350-400CFM (595-680m ³ /hr) external exhaust to outside or internal filtration unit required. One output port, 4" (102mm) diameter			One 400CFM upper output ports. One 400CFM lower port. Total 800CFM. All ports 4" (102mm) diameter.		Two 200CFM upper output ports. One 400CFM lower port. Total 800CFM. All ports 4" (102mm) diameter.
Class 2 Laser Product - 1 mW CW MAXIMUM 600-700nm					



CSI Manufacturing Limited

Unit 5, Kenn Business Park,
Clevedon, Bristol BS21 6UL, UK
Tel: 0117 911 4367
Email: info@csionline.co.uk
Web: www.csionline.co.uk

CSI Manufacturing Limited

Unit 5, Redcow Interchange Estate,
Turnpike Road, Ballymount, Dublin 22
Tel: 01 4641488
Email: info@csionline.ie
Web: www.csionline.co.uk



888.437.4564 | sales@epiloglaser.com | 16371 Table Mountain Parkway, Golden, CO, 80403

